

diabetes

CONTENTS

JANUARY

1971

Volume 20 •

Number 1

ORIGINAL CONTRIBUTIONS

EVIDENCE FOR A FEEDBACK INHIBITION OF INSULIN ON INSULIN SECRETION IN THE ISOLATED, PERFUSED CANINE PANCREAS

Johan Iversen, Cand. Med., and David W. Miles, M.D., Aarhus, Denmark

1

EFFECTS OF INSULIN FROM NORMAL AND DIABETIC HUMAN PANCREAS ON RNA LABELING IN FIBROBLAST CULTURES

Claude C. Roy, M.D., Ronald Gotlin, M.D., Dennis Shapcott, M.S., April Montgomery, B.S., and Donough O'Brien, M.D., Denver, Colorado

10

ULTRASTRUCTURAL CHANGES IN B CELLS OF PANCREATIC ISLETS FROM RATS WITH ELEVATED LEVELS OF CIRCULATING GROWTH HORMONE SECRETED BY MTT-W 15 TUMOR

Sergio A. Bencosme, M.D., Ph.D., Victor Tsutsumi, M.D., Julio M. Martin, M.D., and Hans K. Akerblom, M.D., Kingston and Toronto, Ontario, Canada

15

EFFECT OF EXPERIMENTAL DIABETES MELLITUS ON PROTEIN SYNTHESIS BY LIVER RIBOSOMES

Karl H. Tragl, M.D., and Gerald M. Reaven, M.D., Palo Alto, California

27

INSULIN IMMUNOASSAY BY BACK-TITRATION; SOME CHARACTERISTICS OF THE TECHNIC AND THE INSULIN PRECIPITANT ACTION OF ALCOHOL

33

Peter H. Wright, M.D., David R. Makulu, M.Sc., Diana Vichick, and Karl E. Sussman, M.D., Indianapolis, Indiana, and Denver, Colorado

DECREASED RESPONSE TO INSULIN IN ADIPOSE TISSUE DURING STARVATION

46

Effect of Hypophysectomy and Growth Hormone Administration

P. A. Trueheart, M.S., in Hygiene, and M. G. Herrera, M.D., Boston, Massachusetts

COMPARATIVE STUDY OF DIABETES KNOWLEDGE AMONG JUVENILE DIABETICS AND THEIR PARENTS

51

Boy N. Collier, Jr., Ph.D., and Donnell D. Etzwiler, M.D., DeKalb, Illinois, and Minneapolis, Minnesota

ABSTRACTS

58

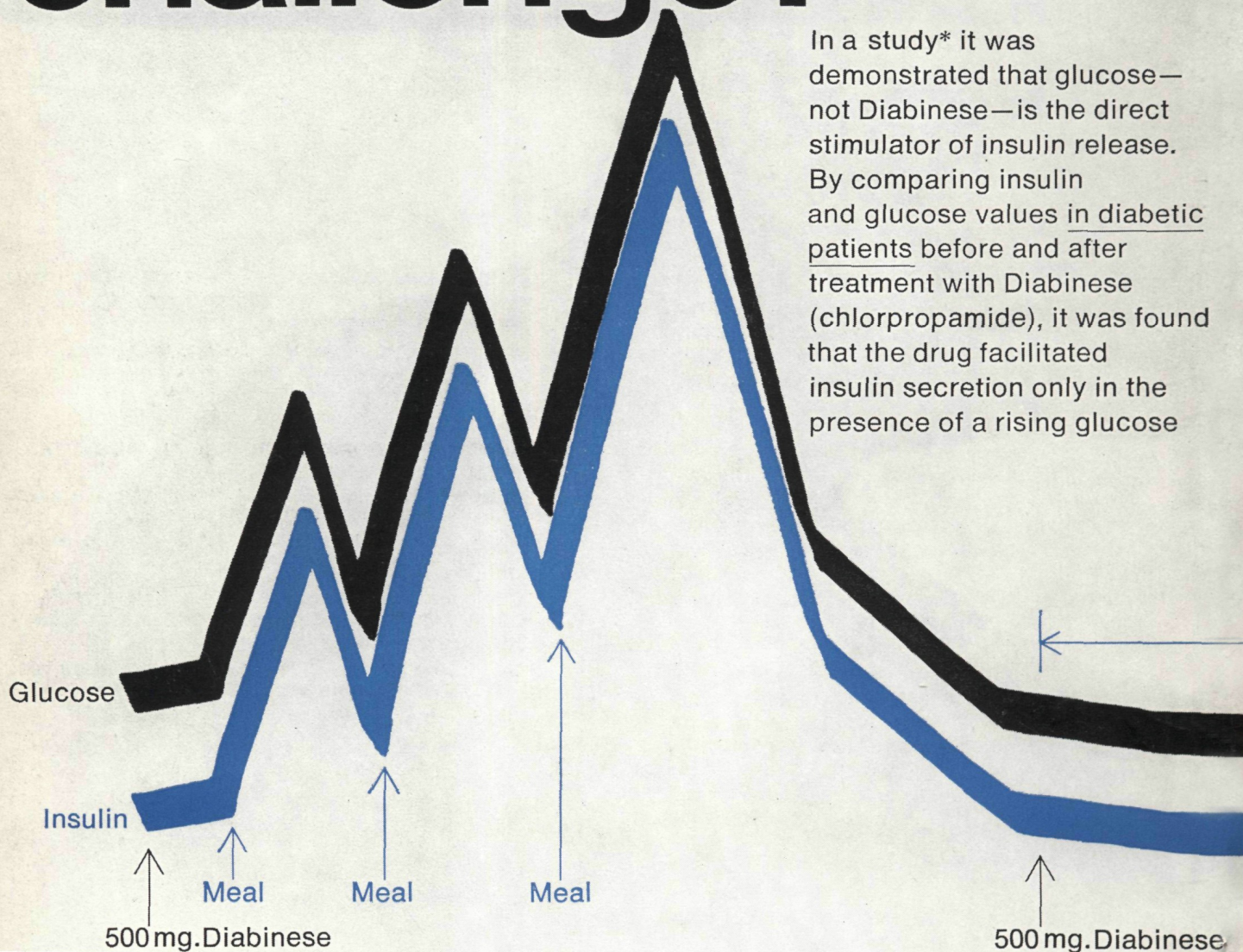
ORGANIZATION SECTION

61

NEWS NOTES

64

Does Diabinese® work without a challenge?



Diabinese® (chlorpropamide) Brief Summary

Contraindications: Diabinese is not indicated in patients having juvenile or growth-onset diabetes mellitus, severe or unstable "brittle" diabetes and diabetes complicated by ketosis and acidosis, diabetic coma, major surgery, severe infection, or severe trauma.

Diabinese is contraindicated during pregnancy. Serious consideration should be given to the potential hazard of its use in women of the childbearing age who may become pregnant.

Diabinese is contraindicated in patients with serious impairment of hepatic, renal, or thyroid function.

Precautions: Use chlorpropamide with caution with barbiturates, in patients with Addison's disease, in those ingesting alcohol, antibacterial sulfonamides, phenylbutazone, salicylates, probenecid, dicoumarol or MAO inhibitors.

Warnings: DIABINESE SHOULD NOT BE USED IN JUVENILE DIABETES OR IN DIABETES COMPLICATED BY ACIDOSIS, COMA, SEVERE INFECTION, MAJOR SURGICAL PROCEDURES, SEVERE TRAUMA, SEVERE DIARRHEA, NAUSEA AND VOMITING, ETC.

HYPOGLYCEMIA IF IT OCCURS, MAY BE PROLONGED.

Chlorpropamide-Phenformin: Dosage of phenformin should be reduced at the first sign of gastrointestinal disturbance. Lactic acidosis and ketonuria without hyperglycemia have been reported with phenformin therapy (see phenformin package insert for complete details).

Adverse Reactions: Usually dose-related and respond to reduction or withdrawal of therapy. Generally transient and not of a serious nature and include anorexia, nausea, vomiting and gastrointestinal intolerance; weakness and paresthesias.

Certain untoward reactions associated with idiosyncrasy or hypersensitivity have occasionally occurred, including jaundice (rarely associated with severe diarrhea and bleeding), skin eruptions rarely progressing to erythema multiforme and exfoliative dermatitis, and probably depression of formed elements of the blood. With a few exceptions, these manifestations have been mild and readily reversible on the withdrawal of the drug.

Diabinese (chlorpropamide) should be discontinued promptly when the development of sensitivity is suspected.

Jaundice has been reported, and is usually promptly reversible on discontinuance of therapy. THE OCCURRENCE OF PROGRESSIVE ALKALINE PHOSPHATASE ELEVATION SHOULD SUGGEST THE POSSIBILITY OF INCIPENT

(chlorpropamide) glucose

level after meals, thus simulating normal metabolic action.

Evidence that Diabinese does not significantly influence insulin secretion in the absence of glucose challenge was demonstrated in 11 patients during a 24-hour fasting period. Despite the fact that Diabinese was given on the morning of the fasting day, insulin levels did not rise.

Examination of insulin and glucose values after a 5-day treatment period showed a

near-normal pattern of insulin secretion. That is, the plasma insulin curve very closely paralleled the plasma glucose curve.

This data does not indicate that hypoglycemia will not occur with Diabinese. As with all sulfonylureas, it occurs when dosage is not properly adjusted to the patient's requirements. Please see package circular for further discussion.

*Chu, P.-C., Conway, M.J., Krouse, H.A. and Goodner, C.J.: Ann. Intern. Med. 68:757, Apr., 1968.

Fasting Period (24 hours) →

(adapted from Chu, P.-C. et al.)

JAUNDICE AND CONSTITUTES AN INDICATION FOR WITHDRAWAL OF THE DRUG.

Leukopenia, thrombocytopenia and mild anemia, which occur occasionally, are generally benign and revert to normal, following cessation of the drug. Rare cases of aplastic anemia and agranulocytosis, generally similar to blood dyscrasias associated with other sulfonylureas have been reported.

BECAUSE OF THE PROLONGED HYPOGLYCEMIC ACTION OF DIABINESE, PATIENTS WHO BECOME HYPOGLYCEMIC DURING THERAPY WITH THIS DRUG REQUIRE CLOSE SUPERVISION FOR A MINIMUM PERIOD OF 3 TO 5 DAYS, during which time frequent feedings or glucose administration are essential. The anorectic patient or the profoundly hypoglycemic patient should be hospitalized.

Rare cases of phototoxic reactions have been reported.

Supply: 100 mg. and 250 mg., blue, 'D'-shaped, scored tablets.

When diet alone fails and an oral agent is indicated, it makes good sense to start with

Diabinese® (chlorpropamide)

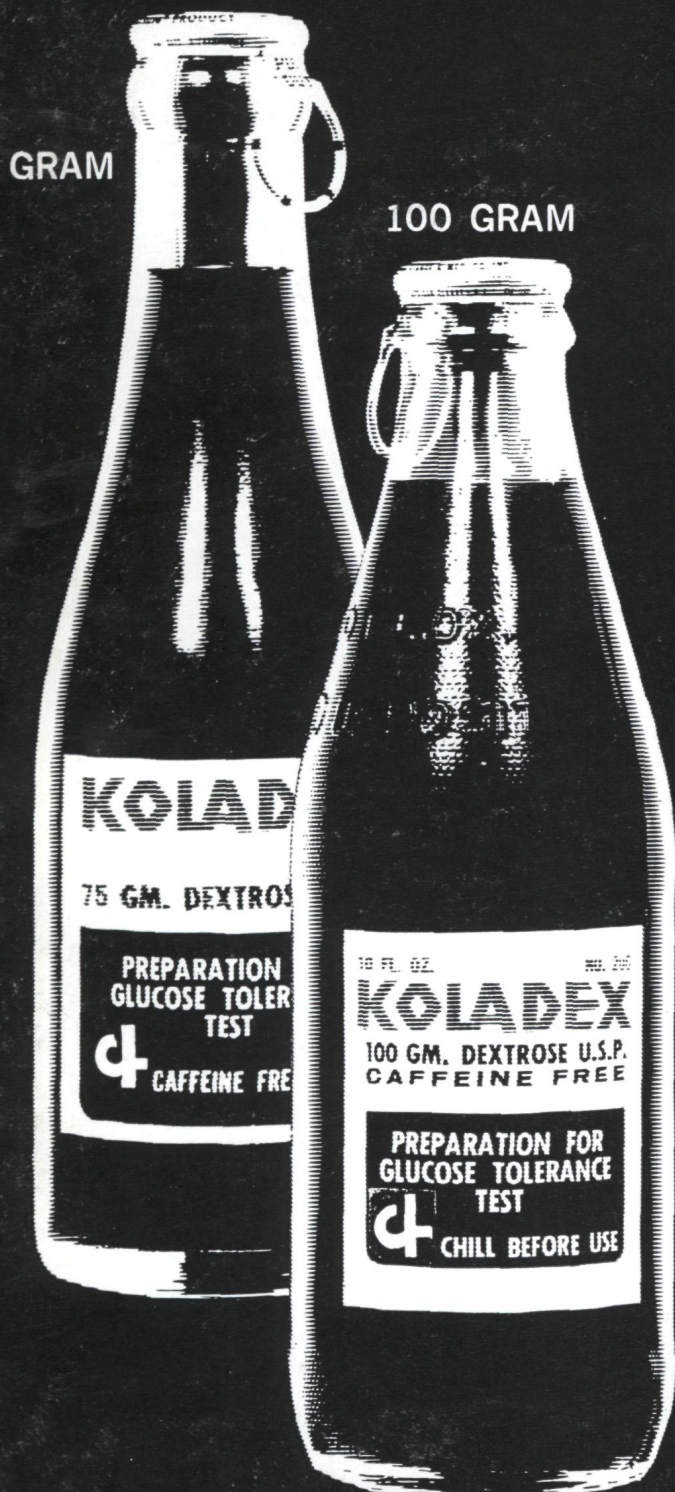
Pfizer

LABORATORIES DIVISION
PFIZER INC., NEW YORK, N.Y. 10017

More detailed professional information available on request.

caffeine free Koladex is more palatable

to the doctor—the patient—the laboratory



MORE PALATABLE TO THE DOCTOR

KOLADEX 75 and KOLADEX 100 provide the doctor with standard, pure dextrose solutions for Glucose Tolerance Testing, as suggested by the Committee on Statistics of the American Diabetes Association.¹ Its freedom from caffeine determines a more accurate response to glucose challenge.²

MORE PALATABLE TO THE PATIENT

KOLADEX 75 and KOLADEX 100 are extremely palatable, carbonated, cola-flavored drinks which are readily accepted by patients, even children. Koladex is well tolerated. Tests on 85,000 patients proved less than 0.1 % nausea, including children and pregnant women. For years, cola syrup has been used to help settle upset stomachs, and carbonation increases the palatability of Koladex.

MORE PALATABLE TO THE LABORATORY

Laboratory man hours are saved when ready mixed Koladex is used in glucose tolerance testing. Costs of testing procedures are reduced. Koladex is always ready—in prepared carbonated 75 Gram and 100 Gram loads. Premixed Koladex provides a standard load, assuring maximum accuracy in diagnosis, and maximum acceptance from patients. Koladex stores indefinitely at room temperature without deterioration.³ And the new Koladex easy open cap can be removed without a bottle opener.

1. Klimt, C. R., Prout, T. E., Bradley, R. F., Folger, H., Fisher, G., Gastineau, C. G., Marks, H., Minert, C. L., Schumacher, O. P., "Standardization of Glucose Tolerance Test," diabetes, Vol. 18, No. 5, pp. 299-307, 1969.

2. Jankelson, O. M., Beaser, S. B., Howard, F. M., Mayer, J., "Effects of Coffee on Glucose Tolerance," Lancet 1: pp. 527-530, 1967.

3. McDonald, G. W., Hozier, J. B., Fisher, G., Ederma, A. B., "Large-Scale Diabetes Screening Program for Federal Employees," Public Health Reports, Vol. 78, No. 7, pp. 553-560, July, 1963.



CUSTOM / LABORATORIES / INCORPORATED
930 W. Baltimore Street Baltimore, Maryland 21223
TELEPHONE: 301-539-8857

DIABETES®

The Journal of the American Diabetes Association

EDITOR, HARVEY C. KNOWLES, JR., M.D., *Cincinnati*

ASSOCIATE EDITORS: DAVID M. KIPNIS, M.D., *St. Louis* • HENRY T. RICKETTS, M.D., *Chicago*

ADVISORY EDITORS: CHARLES H. BEST, M.D., *Toronto* • FRANK N. ALLAN, M.D., *Boston*

ABSTRACTS EDITOR, JOHN A. GALLOWAY, M.D., *Indianapolis* • MANAGING EDITOR, EDWARD W. SANDERSON, *New York*

EDITORIAL BOARD

TERM EXPIRING DECEMBER 1970

JOHN W. ENSINCK, M.D., *Seattle*
STEFAN S. FAJANS, M.D., *Ann Arbor*
PETER H. FORSHAM, M.D., *San Francisco*
GEROLD M. GRODSKY, PH.D., *San Francisco*
PHILIP M. LeCOMPTE, M.D., *Boston*
IRVING H. LEOPOLD, M.D., *New York*
ROGER H. UNGER, M.D., *Dallas*
PETER H. WRIGHT, M.D., *Indianapolis*

TERM EXPIRING DECEMBER 1971

JAMES ASHMORE, PH.D., *Indianapolis*
RUBIN BRESSLER, M.D., *Tucson*
FREDERICK C. GOETZ, M.D., *Minneapolis*
CHRISTIAN R. KLIMT, M.D., DR. P.H., *Baltimore*
ARNOLD LAZAROW, M.D., PH.D., *Minneapolis*
RACHMIEL LEVINE, M.D., *New York*
ALEXANDER MARBLE, M.D., *Boston*
THEODORE B. VAN ITALLIE, M.D., *New York*

TERM EXPIRING DECEMBER 1972

GEORGE F. CAHILL, JR., M.D., *Boston*
MARVIN CORNBATH, M.D., *Baltimore*
T. S. DANOWSKI, M.D., *Pittsburgh*
PAUL E. LACY, M.D., *St. Louis*
HIROMICHI T. NARAHARA, M.D., *Albany*
DANIEL PORTE, JR., M.D., *Seattle*
GERALD A. WRENSHALL, PH.D., *Toronto*

ABSTRACTORS

TERM EXPIRING DECEMBER 1970

JOSEPH D. BROWN, M.D., *Iowa City*
PAUL S. ENTMACHER, M.D., *New York*
JEROME M. FELDMAN, M.D., *Durham*
BERT F. KELTZ, M.D., *Oklahoma City*
CHARLES R. SHUMAN, M.D., *Philadelphia*

TERM EXPIRING DECEMBER 1971

BURIS R. BOSHELL, M.D., *Birmingham, Ala.*
WAYNE V. GREENBERG, M.D., *Pittsburgh*
RONALD K. KALKHOFF, M.D., *Milwaukee*
CHARLES A. ROSENBERG, M.D., *Washington, D.C.*
THOMAS G. SKILLMAN, M.D., *Columbus, Ohio*
LEON S. SMOLO, M.D., *Birmingham, Ala.*

TERM EXPIRING DECEMBER 1972

MARIOS C. BALODIMOS, M.D., *Boston*
PAUL BECK, M.D., *Denver*
DAVID R. CHALLONER, M.D., *Indianapolis*
PHILIP FELIG, M.D., *New Haven*
THOMAS J. MERIMEE, M.D., *Boston*
JAMES E. VANCE, M.D., *Indianapolis*

DIABETES is published by the American Diabetes Association, Inc., to provide an official Journal for the Association and to furnish the medical profession with information concerning diabetes and related fields of medicine.

Contributions are invited from practicing physicians, clinical and laboratory investigators, and others who have data of importance to offer in these fields. Manuscripts, if suitable, will be accepted providing that the text has not been printed elsewhere.

Matter appearing in DIABETES is copyrighted. Permission to reproduce all or part of papers appearing in it may be granted on application, under appropriate conditions and if proper credit is given. Such permission should be requested by written application to the Secretary of the Association.

All signed articles and editorials are the responsibility of the author(s) and not that of the American Diabetes Association. The Editors will be pleased to

consider for publication papers presented at the Annual Meeting of the American Diabetes Association.

Manuscript Specifications: The length of manuscripts (not including special articles or letters) should be limited to 5,000 words, exclusive of illustrations, etc. Exceptions to this limitation may be made at the discretion of the Editors.

Communications for the "Brief Notes and Comments" department should not exceed 1,000 words except in unusual circumstances. Figures and tables in these brief communications should be limited to one of each, and references should not exceed twenty in number.

Manuscripts should be typewritten, with double spacing and, if possible, submitted in triplicate together with three copies of figures and photomicrographs.

References should be presented in the style of the following examples: For Periodicals—Banting, F. G., and Best, C. H.: The internal secretion of the pancreas. *J. Lab. Clin. Med.* 7:251-66, Feb. 1922.

For Books—Allen, Frederick M.: *Studies Concerning Glycosuria and Diabetes*. Cambridge, Harvard University Press, 1913, p. 461.

An abstract or summary of the content of the paper in not more than 250 words should usually appear at the beginning. This should be self-contained and understandable without reference to the text.

Photographs, drawings, and figures should be suitable for reproduction purposes. Photographs should be unmounted, untrimmed glossy prints. The names of authors should appear on the back. The tops of photographs and figures should be indicated.

Galley proofs are sent to the principal author of each paper, with a price list and order blank for reprints.

All manuscripts and editorial correspondence should be addressed to the Editorial Office, DIABETES, American Diabetes Association, Inc., 18 East 48th Street, New York, New York 10017.

DIABETES: *The Journal of the American Diabetes Association* is published every month by the Association at 18 East 48th Street, New York, New York 10017. © American Diabetes Association, Inc., 1971. All rights reserved under International and Pan-American Copyright Convention.

SECOND CLASS POSTAGE PAID AT NEW YORK, N.Y. AND ADDITIONAL MAILING OFFICES.

Members receive the Journal as part of their membership privileges. The annual subscription rates for nonmembers are as follows: United

Subscription and Advertising Information

States, U. S. possessions, Canada and the Postal Union of the Americas and Spain, \$20.00 for one year; \$35.00 for two years; \$50.00 for three years. Individual copies \$2.00. For overseas subscriptions, add \$2.00 per year for postage.

Medical students and physicians within five years after completion of medical school and bioscientists who are predoctoral or not more than two years postdoctoral: 50 per cent of the rates quoted in the previous paragraph, plus overseas postage where applicable.

Correspondence concerning subscriptions should

be addressed to the Subscription Department, DIABETES. Checks, money orders and drafts for subscriptions should be made payable to the American Diabetes Association, Inc., and sent to the aforementioned address.

All inquiries about advertising and other business matters should be addressed to the Executive Director of the American Diabetes Association. The publishers reserve in their full discretion the right to accept or reject any proposed advertising and the right to cancel any advertising contract.

chemosurgical debridement

Biozyme's dual enzymes cleanse and debride the ulcer as they digest necrotic tissue, dissolve crusts, and liquefy tenacious pus. Without significantly infringing upon live tissue. Biozyme often eliminates nonviable skin from wound margins, making additional instrumentation with attending trauma unnecessary. Biozyme also stops putrid wound odors.

BIOZYME® OINTMENT provides three vital benefits (Neomycin Palmitate — Trypsin-Chymotrypsin Concentrate Ointment)

antibacterial effectiveness

The wide spectrum antibiotic (neomycin palmitate) in Biozyme is effective against a great variety of neomycin-sensitive pathogens frequently occurring in skin ulcers.

Thus Biozyme helps prevent or stop infection. As with any antibiotic, resistant strains may emerge clinically as susceptible invaders die out.

"new life" within the ulcer

Biozyme's multiple actions facilitate growth of healthy granulation tissue, permit prompt initiation of normal healing.

COSMETIC ELEGANCE: Biozyme is non-staining, virtually colorless, greaseless, and water washable. Pleases dainty patients.

Also available with hydrocortisone: **BIOZYME®-HC** (Neomycin Palmitate — Hydrocortisone Acetate — Trypsin-Chymotrypsin Concentrate Ointment)

Biozyme® does more for healing

BRIEF SUMMARY: COMPOSITION. Each gram of Biozyme contains neomycin palmitate equiv. to 3.5 mg. neomycin; trypsin-chymotrypsin concentrate (10,000 Armour Units of proteolytic activity); in water-soluble base (polyethylene glycol 4000 and 400, stearyl alcohol.) Each gram of Biozyme-HC additionally contains hydrocortisone acetate, 2.5 mg., with sodium bisulfite and tocopherols added to the base.

INDICATIONS. Biozyme (Neomycin Palmitate — Trypsin-Chymotrypsin Concentrate Ointment) is indicated in skin lesions where infection with neomycin-susceptible organisms is present and enzymatic debridement-cleansing action is indicated. Biozyme-HC (Neomycin Palmitate—Hydrocortisone Acetate — Trypsin-Chymotrypsin Concentrate Ointment) is indicated where the additional anti-inflammatory action of a steroid is

desired in the treatment of the above conditions. **CONTRAINDICATIONS.** Hypersensitivity to any component. Biozyme-HC is also contraindicated in tuberculous lesions, herpes simplex, vaccinia, and varicella. **WARNING.** Prolonged use may result in overgrowth of nonsusceptible organisms. If superinfection occurs, discontinue and institute appropriate therapy. Current medical literature indicates an increase in the pre-

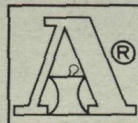
for infected skin ulcers



Penetrating, infected decubital ulcer
of the heel of a 73-year old paraplegic
female nursing home resident.

valence of persons sensitive to neomycin. PRECAUTIONS. Systemic absorption may occur when steroids (Biozyme-HC) are used over extensive areas. Their safety in pregnancy is not established — do not use extensively, in large amounts, or for prolonged periods on pregnant patients. ADVERSE REACTIONS. Generally well tolerated. Temporary itching or stinging sensation reported by patients. Hypersensitivity or aller-

gic reactions may occur. Proteolytic activity may be halted by removal of the ointment and irrigation with water. ADMINISTRATION. Not for ophthalmic use. Apply directly to lesion 1 to 3 times daily and cover. HOW SUPPLIED. Biozyme: $\frac{1}{2}$ and 1 oz. tubes. Biozyme-HC: $\frac{1}{6}$, $\frac{1}{2}$, and 1 oz. tubes.



Armour Pharmaceutical Company Chicago, Illinois 60690

Diabetics must live with urine testing day to day

REPORT TO PHYSICIAN

Patient's Name Sandra Spender Do

Patient's Address 121 Oakview, West

Record negative urine-glucose test results as 0 and positive results as 1/10, appropriate column. If you test for ketones, record test result in the column marked

Date of test	Before Breakfast	Before Noon meal	Before Evening meal	2 hrs. after main meal	Before Bedtime snack	Ketone Test	Medical
7/10				0%			
7/12				0%			
7/14				2%		0	
7/15	1/4%		2%	2%		+	
7/16	1/4%		2%	2%		++	
7/17	1/4%		1/4%	2%		0	
7/18	0		1/10%	1/4%			
7/19	0		1/10%	1/10%			
7/21				0			
7/23				0			
7/25				1		0	
7/26	1/10%		1/10%	0			
7/28				0			
				0			

New tools make urine testing easier to live with

Now, two convenient semiquantitative tests make urine testing fast and easy.

You can choose the urine test most suitable to the diabetic patient's needs.

For Late Onset Diabetic Patients

New **Diastix**[®]
Reagent Strips
test for urine glucose only

Your diabetic patients will appreciate these new tools for urine testing which are almost as convenient as telling time. With either test, your patient simply dips the reagent end of the strip into urine, removes and compares the test area to a series of color blocks on the container label.

You have a choice of urine testing tools to meet the varying needs of individual diabetics. When you want your patients to test for glucose alone, choose DIASTIX Reagent Strips — a 30-second test. DIASTIX has the added convenience of being packaged in a plastic vial that slips easily into

For Labile or Brittle Diabetic Patients

New **Keto-Diastix**[™]
Reagent Strips
test for urine glucose and ketones

pocket or purse. When you feel the patient should test for both *glucose and ketones*, choose KETO-DIASTIX Reagent Strips. The ketone result is read at the end of 15 seconds and the glucose result at the end of 30 seconds. With either method, urine testing is fast, convenient and reliable.

Each package of DIASTIX and KETO-DIASTIX contains a Report Form for patients to record test results and present them for your review during office visits.



Ames Company

MILES Division Miles Laboratories, Inc.,
Elkhart, Indiana 46514

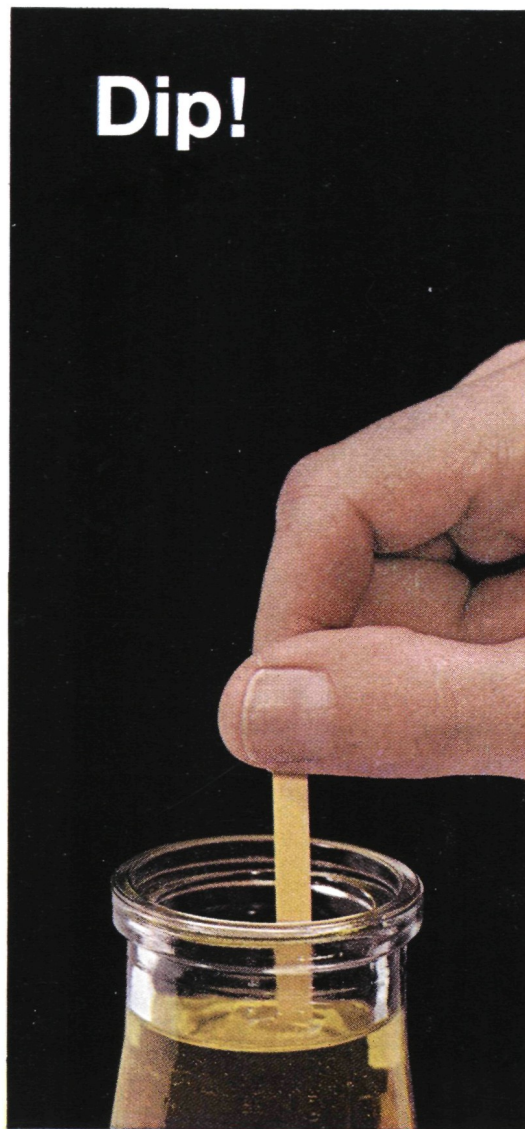
121170



Snip!



Dip!



Compare!



Simple, accurate test for glycosuria

Tes-Tape gives your diabetic patients a quick method of checking both *qualitatively* and *semiquantitatively* for glycosuria. Used routinely, it's an accurate, economical method of providing your patients with daily reassurance or warning.

TES-TAPE®

URINE SUGAR ANALYSIS PAPER

Leadership in Diabetes Research for Half a Century



Additional information available upon request.
Eli Lilly and Company
Indianapolis, Indiana 46206

000657